



Assessments Overview

Growth - to what extent is a student increasing her knowledge/skills over time?

- NWEA MAP for ELA, Math, and Science
 - Northwest Evaluation Association - Measures of Academic Progress
 - Commonly used, nationally norm-referenced assessment
 - Fall and Spring
- STEP (Strategic Teaching and Evaluation of Progress) Reading Assessment
 - Rigorous and accurate reading assessment
 - Every 6-8 weeks

Proficiency - how is a student performing against the 5th grade standard?

- Interim Assessments in ELA and Math
 - Every 6-8 weeks
 - Aligned to CCSS (Common Core State Standards)*

* Note that KCGPA aligns instruction to the more rigorous Common Core rather than to the Missouri Learning Standards.

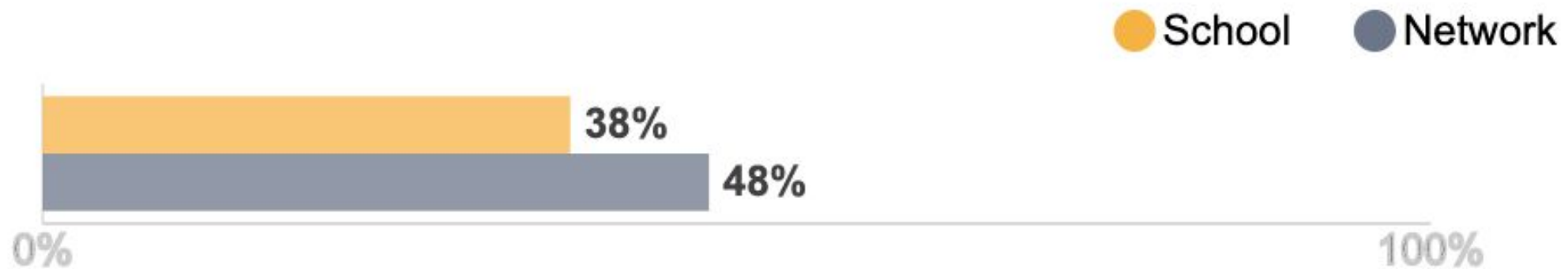
KCGPA uses Achievement Network interim assessments. They are a best-in-class, CCSS-aligned benchmark administered four times per year.

Schools that are new to using Achievement Network interim assessments for ELA typically score at 15-20% proficient on their first interim assessment.

KCGPA students averaged 38% proficiency.

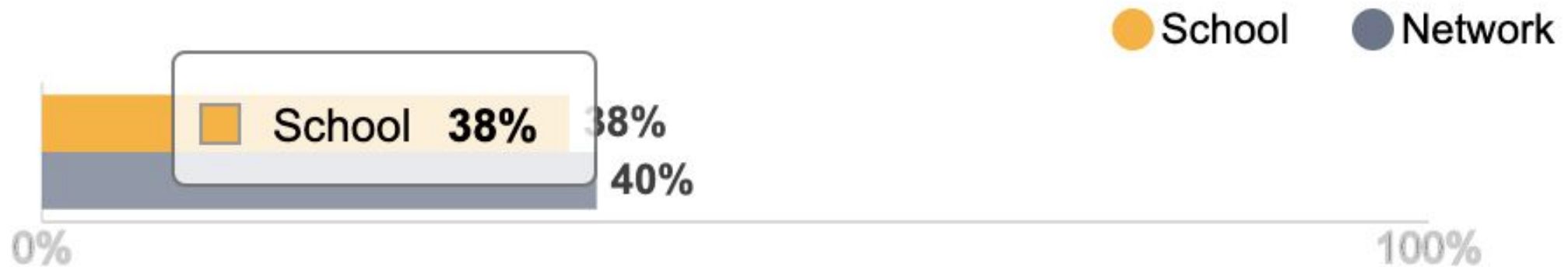
ELA Interim Assessment #1: Comparative Proficiency Scores

KCGPA (yellow) vs. Crossroads Academy Charter Schools. Crossroads has two 5th grade schools that serve students who typically begin with them in Kindergarten.



ELA Interim Assessment #1: Comparative Proficiency Scores

KCGPA (yellow) vs. Ewing Marion Kauffman School.
EMKS starts at 5th grade and has the highest growth
scores in MO.



Math Interim Assessment #1

KCGPA is part of a selective, national cohort of schools working with the Achievement First charter school network on math curriculum and teacher development.

KCGPA uses a common interim assessment with these schools.

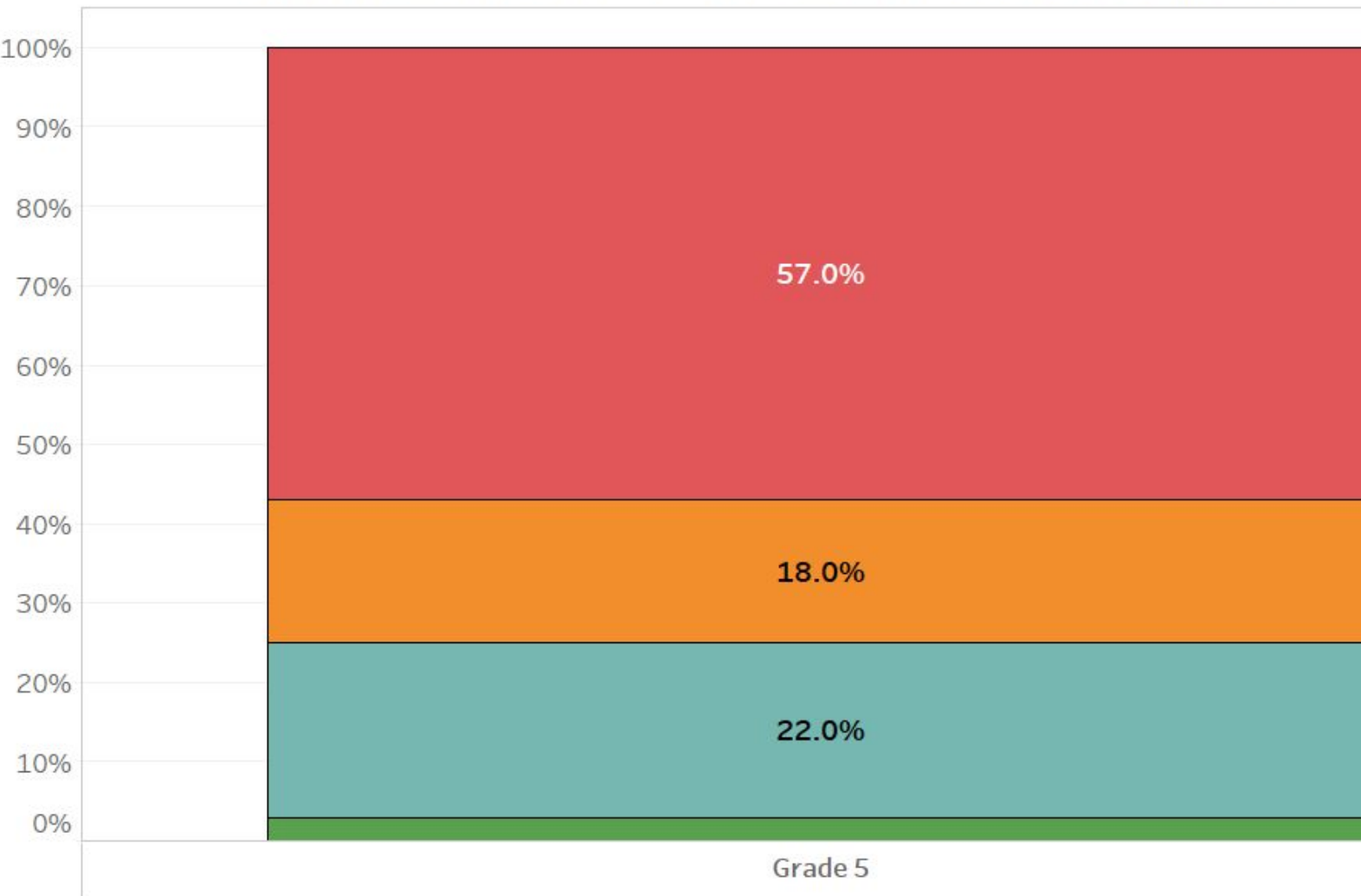
Unfortunately, we do not yet have comparative data points to contextualize our results nationally or locally. We hope to get national data shortly. Data for our students' prior-year performance on the state assessment (MAP) will likely not be available until February.

18-19 4th Grade Math MAP Results: KC Charters + District

District	Below Basic	Basic	Proficient	Advanced	Prof./Adv. %
GENESIS SCHOOL INC.	59.4	34.4	*	*	6.2
GORDON PARKS ELEM.	21.7	65.2	8.7	4.4	13.1
KIPP: ENDEAVOR ACADEMY	33.3	51.7	13.3	1.7	15.0
ALLEN VILLAGE	16.3	67.4	14	2.3	16.3
GUADALUPE CENTERS SCHOOLS	42.9	39.3	16.7	1.2	17.9
HOGAN PREPARATORY ACADEMY	25.4	55.6	15.9	3.2	19.1
HOPE LEADERSHIP ACADEMY	40	40	13.3	6.7	20.0
KANSAS CITY 33	31.4	46.6	15.7	6.3	22.0
PATHWAY ACADEMY	17.2	58.6	20.7	3.5	24.2
LEE A. TOLBERT COM. ACADEMY	21.1	52.6	21.1	5.3	26.4
SCUOLA VITA NUOVA	20	52	24	4	28.0
KC INTERNATIONAL ACADEMY	36.6	35.2	21.1	7	28.1
BROOKSIDE CHARTER SCH.	13.3	56.6	24.1	6	30.1
FRONTIER SCHOOLS	13.9	53.7	18.5	13.9	32.4
UNIVERSITY ACADEMY	8.6	50.5	33.3	7.6	40.9
ACADEMY FOR INTEGRATED ARTS	20	35	35	10	45.0
CROSSROADS CHARTER SCHOOLS	18	34.8	27	20.2	47.2
ACADEMIE LAFAYETTE	5.5	29.1	32.7	32.7	65.4
Kansas City Total	26.9	46.6	18.5	7.9	26.5
Kansas City Charters Only	21.3	45.9	22.5	10.3	32.8

- This data helps contextualize the potential performance levels of our students prior to arriving at KCGPA.
- However, we won't know our students' prior-year MAP results until February.
- KCGPA serves a large number of students from Gordon Parks Elem and Kansas City 33 (KCPS).

Math Interim Assessment #1



- The “cut scores” established here align to the more rigorous CCSS (Common Core State Standards), rather than MLS (Missouri Learning Standards). They are roughly equivalent to Below Basic (red), Basic (orange), Proficient (blue), and Advanced (green).
- Our intent is to teach and assess at a higher bar of rigor than required by state standards.
- Because of a lack of comparative data, we are as of now unsure how much growth these scores represent for our students. These results are not surprising given the low levels of math proficiency we found in our diagnostic NWEA assessments.
- We will share additional comparative data and analysis as soon as it becomes available.